

Artist Kellie

Listing of All Courses Ever Offered

Prepared Summer 2023

Kellie Rountree
730 Calendula Street, Port Allen, LA 70767
ArtistKellie@gmail.com (225) 810-7374
ArtistKellie.com



Classes meet 4 times for 90 minutes each over the course of one month. From time to time I will also offer single visit **Workshops** as well. Classes have been offered during the daytime, evening and on Saturdays. Visit my website or contact me for the current schedule. **Entertaining and Informative** classes designed primarily for adults. Parent/Child or Grandparent/Child pairs will be considered and must be approved before registration.

Most classes include the use of tools and all the materials you will need. Students have the option to bring their own supplies and all prices are listed with tuition and supplies indicated. I buy many supplies on closeout and it is often less costly to use the supplies I have, but if you prefer to use your own supplies, you will not be charge the supply fee.

Advanced Registration Required for all classes to ensure the supplies needed for the course are on hand by the first day of class. For some classes, it can take a week to receive supplies after ordering, and I will advise of the need to let me know early so I can be sure to have your materials at the first class meeting. **Payment** can be in cash, by check or using a credit card to book on my website. Payment is due on or before the first class meeting.

Classes will be held in my studio at **730 Calendula Street** which is on the Northeast corner of Calendula and Avenue G (to the West of Hwy 1/Alexander). Please enter through the **carport**. The door will be unlocked 15 minutes before each class.

If you are interested in a class I don't currently have scheduled, please let me know. If I get at least two people who are interested, I will add a class to the schedule as soon as possible. Also, if the current schedule does not work for you, but you are interested, let me know your availability and interests and I may be able to accommodate you!

List of Classes by Type

Painting Classes

- Acrylic
- Watercolor
- Poured Acrylic Painting
- 3D Acrylic Pouring
- Painting with Chains

Resin Classes

- Intro to Resin
- Resin Tray with Inclusions
- Beach Tray
- Advanced Resin I - Intro to Resin Painting
- Advanced Resin II - 3D Resin

Glass Mosaic Classes

Check out the example images for the many designs we have done already!

Cooking Classes

- Super Summer Salads
- Cooking with Creativity
- Intro to Home Canning
- Baking from Scratch
- Sumptuous Soups
- Royal Icing Workshop
- Simple Holiday Deserts
- Let's Bake Bread
- Making Fresh Pasta

Sewing/Quilting Classes

- Intro to Sewing & Quilting

Other Classes

- Container Gardening
- Organizing on a Budget
- Thrifted Home Decor

Painting Classes

Acrylic & Watercolor Painting - Each student may choose to use either watercolors or acrylic paints to create your own interpretation of an example work of art. Instruction on materials, techniques and strategies to achieve satisfying results will be provided. Each month's subject matter will be selected to incorporate the use of different brushes, brush strokes and painterly techniques. During the class you will create a beautiful painting. No prior experience required.

Poured Acrylic Painting - Learn to mix and use Pouring Paint to create beautiful abstract paintings. During the course students will create multiple paintings using various objects to achieve various effects. No prior experience required.


3D Acrylic Pouring - Learn to use Pouring Paint to coat 3D objects like vases, jars, plant pots, rocks, small boxes, etc. Students will have the opportunity to pour onto supplied objects, but will also be encouraged to bring objects from home after the first class meeting. My "Poured Acrylic Painting" class or similar prior experience required.



Tropical Sunset



Garden Path



Poured Acrylic Painting



3D Acrylic Pouring



Pumpkins at the Gate



Cornucopia



Winter Cabin




Mardi Gras Beads



American flag



Baton Rouge View



Flowers & Leaves

Painting Feathers & Flowers using Chains - This is a two hour workshop where students will learn how to use acrylic paints and small chains to create beautiful feathers and flowers. No prior experience needed.



Resin Classes

Intro to Resin - Students will learn how to prepare a workspace, how to mix 2 part epoxy resin, how to cleanup and how to use resin in simple silicone molds. Use of fluid, powder and mica pigments will be covered. Students will have the opportunity to coat a painting or collage with resin if desired. The item to be coated may be completed before class or you can create something simple in class. No experience necessary.




Beach Tray - Learn how to recycle a discount wall decor item into a lovely beach themed serving tray. Learn how to select, prepare, seal and decorate an inexpensive item into a useful and beautiful tray. Week 1: Selecting & Preparing. Week 2: Sealing with Resin. Week 3: Painting & Embellishment. Week 4: Resin Pouring & Making Waves. No prior experience required.



Resin Tray with Inclusions - This is a 2½ hour single day **workshop** where you will glue papers & various objects onto a plastic tray which will then be covered with Resin. Students are encouraged to bring a variety of found objects and mementos to include in your tray. Items must be flat or very small with a maximum height of 1/8 inch. Examples include old keys, buttons, ticket stubs, photos, etc. No prior experience required.

Enlarged to show details



Advanced Resin I - Intro to Resin Painting - Students will learn how to combine an acrylic under painting with pigmented resin to create realistic sky, water and sand effects. This class covers when and how to use transparent and opaque pigments including alcohol inks, mica powders and various fluid pigments. My "Intro to Resin" class or similar prior experience required.



Advanced Resin II - 3D Resin Painting - Learn how to work with partially cured resin to create a 3D ocean wave to add to the painting created in Advanced Resin I. Create a simple disposable mold, learn how to form partially cured resin around a shape and how to affix your wave to the original painting as well as how to pour additional resin to make the wave appear to come right out of your painted ocean. Also learn how to create a foam effect on the wave. My "Advanced Resin I" class required.

Glass Classes

Glass on Glass Mosaics - Learn how to cut glass and apply it to a clear glass substrate to create beautiful "stained glass" designs. Student projects will be done on inexpensive framed glass using art glass "scraps" provided. After assembling the image, the piece will be grouted, reframed and hangers added. No experience required.

Students who have already mastered the glass on glass mosaic process will pay for their supplies plus a \$20 "studio fee" to cover the cost of my time for set-up and support.



Sunset on Water



Butterfly



Flowers



Jack'o Lantern



Indian Corn



Christmas Tree



Flag



Fuchsias

Cooking Classes

Super Summer Salads - Each week we will prepare a different and unique summer salad to enjoy and then you can take home the recipe to add to your repertoire. This class is offered with minimal tuition to enable as many people as possible to explore the delicious options for healthy salads. Students will work together to prepare the ingredients, mix and dress the salads and then enjoy consuming each week's recipe.



Cooking with Creativity - Each week we will explore ways to find interesting recipes and meal plans to add to your repertoire. This class is offered with minimal tuition to enable as many people as possible to find new answers to the constant question of "What's for dinner?" Each week students will select one recipe each to prepare for the following week's class to taste test. Students will advise on ease of preparation, accuracy of the recipe and any issues finding ingredients for their selected recipe. Supply costs are estimated as students will purchase ingredients for their recipes. Learn how to substitute or omit ingredients to meet your family's tastes and needs.

Intro to Home Canning - Capture the bounty of seasonal fruits and vegetables for year-round use. This introductory class will address freezer canning of jams & jellies, water bath canning of acidic vegetables, like tomatoes, and pressure canning of non-acidic vegetables, like green beans. Learn which jars to buy, how to prepare ingredients for canning and the rules to ensure safe and nutritious food. No prior experience required.



"Better than a Box" Baking from Scratch - Learn how to bake from scratch to create unique cakes that taste better than anything you can get from just a boxed mix. No prior experience required.

Sumptuous Soups - As we move into the fall and the weather begins to cool, soups become a delicious and easy way to feed both the belly and the soul. Learn how to compose satisfying soups including creamy soups, tomato based soups, various vegetable soups and a few varieties of noodle soups. Lessons will include vegan and vegetarian options as well as chicken, beef and seafood variations for various soups. Because the best soups often need some time to reach their full flavor, students will work together to prepare ingredients for a new batch of soup which will be cooked after class. Students will be able to taste test the same soup prepared by me the day before.



Working with Royal Icing - Royal Icing is the favorite choice of professional bakers because of how easy it is to achieve detailed designs on cookies and cakes. In this single two-hour workshop, you will learn how to make Royal Icing, how to store it and how to use a piping bag and round piping tip to create impressive designs. For this class, we will create our designs on store bought graham crackers and you will be able to take home the designs you create. The techniques taught are suitable for decorating cookies and frosted cakes.



Easy Holiday Desserts - Royal Icing is the favorite choice of professional bakers because of how easy it is to achieve detailed designs on. Learn to make easy but impressive desserts suitable for the holiday season including Eggnog Cheesecake, Christmas Tree Cupcakes, Sugar Cookies with Royal Icing and a delightful Christmas Lights Cake.

Let's Bake Bread! - Learn the ins and outs of baking bread including Irish Soda Bread, French Brioche, Italian Focaccia and Braided Challah breads. We will explore various yeasts, flours and baking techniques. Due to the time required for proofing, this class will be scheduled for 2-1/2 hours (6:30 - 9:00 pm). Course cost includes \$33.50 Tuition, \$15.00 Supplies and \$1.50 sales tax on supplies for a total cost of \$50.00



Making Fresh Pasta - Learn to make fresh spaghetti, fettuccine, ravioli and pie crust whether you own a stand mixer with a pasta attachment or not! If you have a stand mixer and wonder if the pasta roller and cutter attachments are worth the investment, this is a great class for you. If you love pasta and want to learn how to make uniquely flavored fresh pasta, this is also a great class for you. We will make garlic herbed spaghetti noodles, red pepper fettuccine and cheese filled spinach ravioli. We will also make a lightly sweetened cinnamon pie crust which is delicious with a fruit filling.



Sewing & Quilting Classes

Intro to Sewing & Quilting - Learn the basics of fabric selection, hand stitching, basic sewing machine operation, using a simple pattern and how quilts are assembled. Class projects will include a simple top and a small quilted placemat. No prior experience required.



Sewing Simple Costumes - Learn to sew simple children's costumes without a pattern using Glitterbug Crushed Panné Velvet Fabric from Joann's. Students will bring example garments that fit the child(children) to the first class. We will draft paper patterns and we will select fabric colors which will be purchased before the second class. The costumes will be assembled in weeks two through four. No prior sewing experience required. This material is fantastic for making costumes for either boys or girls as well as for adults. Materials costs assume a maximum of two children's costumes or one adult costume.

Easy Sewn Gifts - Learn to make Easy Sewn Gifts for the Holiday Season. Choose from numerous options including towel holders, place mats, fabric coasters, table runners, small gift bags, grocery/shopping bags, etc. All materials included. No prior experience required.



Bowl/Casserole Cozies - Learn to sew these cute covers for hot or cold dishes! Once you learn the basic process, we will explore lots of variations to create varying depths, different edges and oblong shapes. Students will have the opportunity to work on multiple cozies during classes.

Sew a "Quilt As You Go" Tote Bag - Learn the basics of fabric selection, basic sewing machine operation, and hand stitching using a simple pattern. No prior experience required. Beginners will follow a set design and Intermediate students can select any quilting design and instruction will be provided as needed to complete your project.



Interweave Quilt - Although this beautiful quilt appears to be quite complex, it is actually simple to create and is suitable for a beginner with minimal sewing experience. Students may select fabric sets from my highly discounted inventory or purchase their own fabrics before class begins (approx 6 yards of cotton fabrics and 1½ yards of batting). A supply list will be provided if you want to buy your own fabrics. Students should plan to spend time outside of class working on their quilts. Finished quilt will be approximately 38"x53".



Attic Windows Quilt - This is an example of an Attic Window Quilt which is created using a fabric panel as the image "outside" the window (*no longer available*). This quilt is actually quite simple to construct and very satisfying! Students may select fabric sets from my highly discounted inventory or purchase their own fabrics before class begins (1 pre-printed panel, backing fabric, 1½ yards of window pane fabric and 1½ yards of batting). Students should plan to spend time outside of class working on their quilts.


OPTIONS: I currently have the following printed cotton panels (36"x44") available for students to choose from for this project or you may order whatever panel you prefer:



Other Classes

Container Gardening with Annuals, Perennials and Succulents

Learn how to grow plants in containers including soil choices, mulch, watering & fertilizing. Explore inexpensive container options and ways to expand your assortment of plants without breaking the bank. No prior experience required.



Organizing on a Budget - Explore options for categorizing, sorting, and storing the "stuff" in your life. Learn about the latest organizing trends. Exchange information about inexpensive products for organizing including containers, labels, storage systems, etc. Discussions will include: When and what to pare down, building flexibility into your system, staying motivated through change, and more. No prior experience required.

Thrifty Home Decor - Learn how to shop for bargains including what to watch out for to avoid problems. Learn what imperfections are easy to address and what to avoid. If the thought of \$4 drapery, \$10 lamps, \$25 upholstered chairs and \$35 couches appeal to you, this is the class to take! Weeks 1 & 4 will focus on education in the classroom and in weeks 2 & 3 we will visit local (Baton Rouge) thrift stores together. No prior experience required.



If you are interested in a class I don't yet have listed, let me know. If I know how to teach it, I'd be happy to add new offerings to address your interests!

Easy Registration and Payment online at

www.ArtistKellie.com/Classes

or via Email to: ArtistKellie @ gmail.com

or via Text to: (225) 810-7374 or via Zelle to (225) 810-7374

or via Snail Mail to: Kellie Rountree, 730 Calendula Street, Port Allen, LA 70767



730 Calendula Street, Port Allen, LA 70767 is located on the Northeast corner of Avenue G and Calendula. Enter through the carport please.

Kellie Rountree

730 Calendula Street, Port Allen, LA 70767

ArtistKellie@gmail.com (225) 810-7374

ArtistKellie.com/Classes